



Kimba

Jacinta Maurin
Mobility Solutions 2022

1

Introduction to the Kimba Family

Kimba

A solution for every challenge

ottobock.



Kimba Home

Integration as equals



Kimba Cross

The sporty companion



Kimba

Discover the world in safety and
comfort

Kimba

A solution for every challenge

ottobock.



Kimba Inline

On the go together



Kimba indoor mobility base

Discover the indoors

Kimba

Introduction

ottobock.



Kimba Home



Kimba buggy



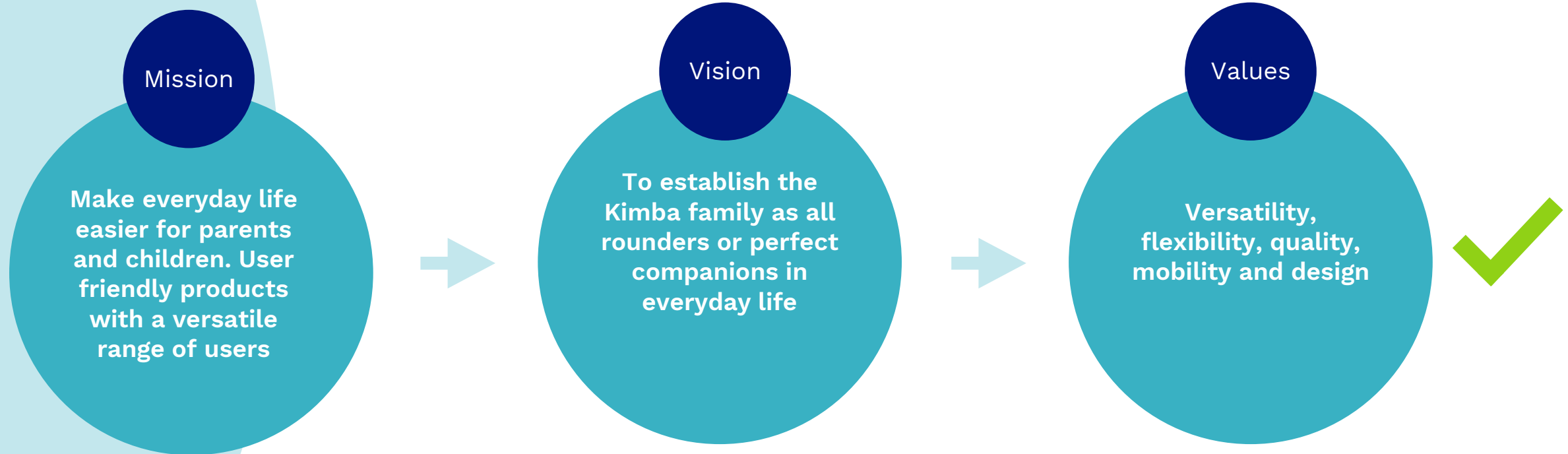
Kimba Cross



Kimba Inline



Kimba indoor mobility base



What has changed?

What has changed?

Our fields of action

ottobock.

Optional colour accents
Individuality,
Safety
(see chart 15)

Optimised suspension
Improved driving comfort,
highly durable

Permanently mounted storage basket
More storage space,
more open design

Optimised seat adapter
Improved handling

Coloured release mechanism for wheel lock
Safety

Tilt activation mechanism on mobility base
Improved handling,
streamlined design

New folding lock
Improved handling,
enhanced safety

Optimised back support angle adjustment
Enhanced safety,
improved handling



What has changed?

Old vs. New – simplified handling

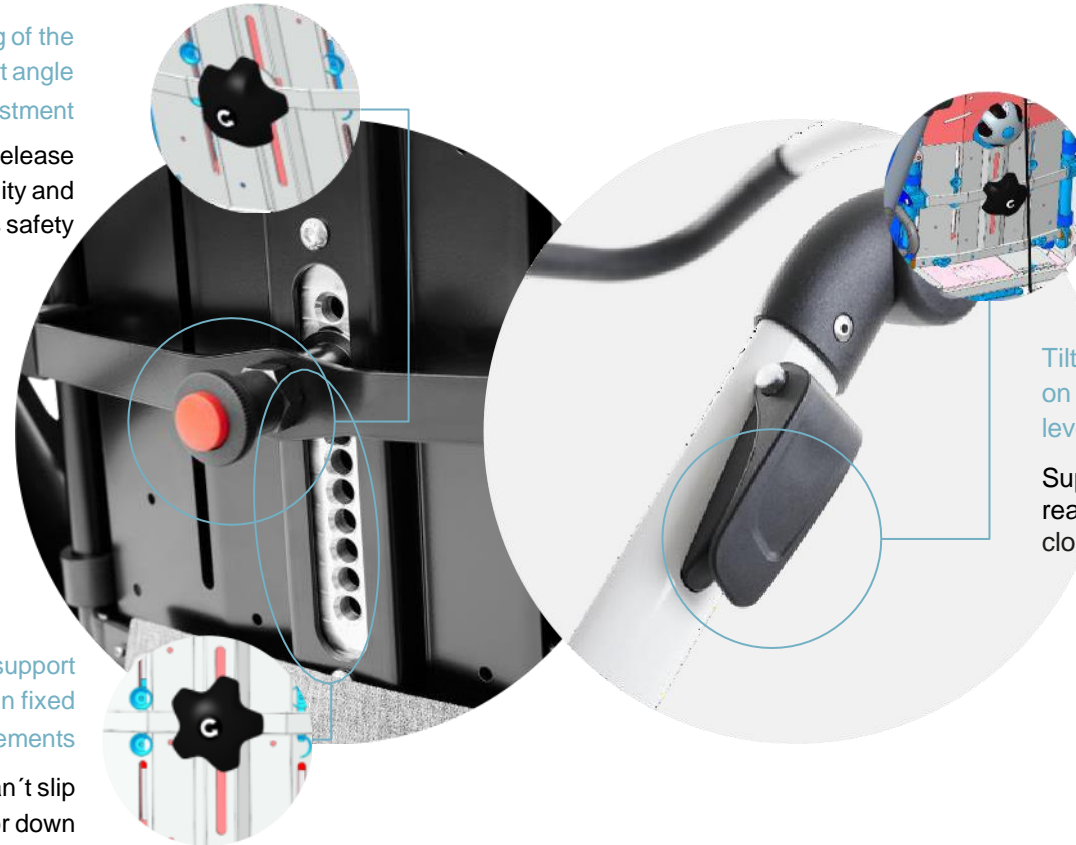
ottobock.

Simplified handling of the back support angle adjustment

A locking pin with release enhances usability and increases safety

Extra safety: back support angle adjustment in fixed increments

Back support can't slip through or down



Tilt activation mechanism on mobility base via release lever

Super safe and convenient to reach because positioned close by on the push bar.

What has changed?

Old vs. New – storage shelf

ottobock.

Enhanced driving comfort thanks to improved suspension
Small bushing for long-lasting suspension force



Automatic folding lock on the rear swing arm
Fingers aren't pinched when loading

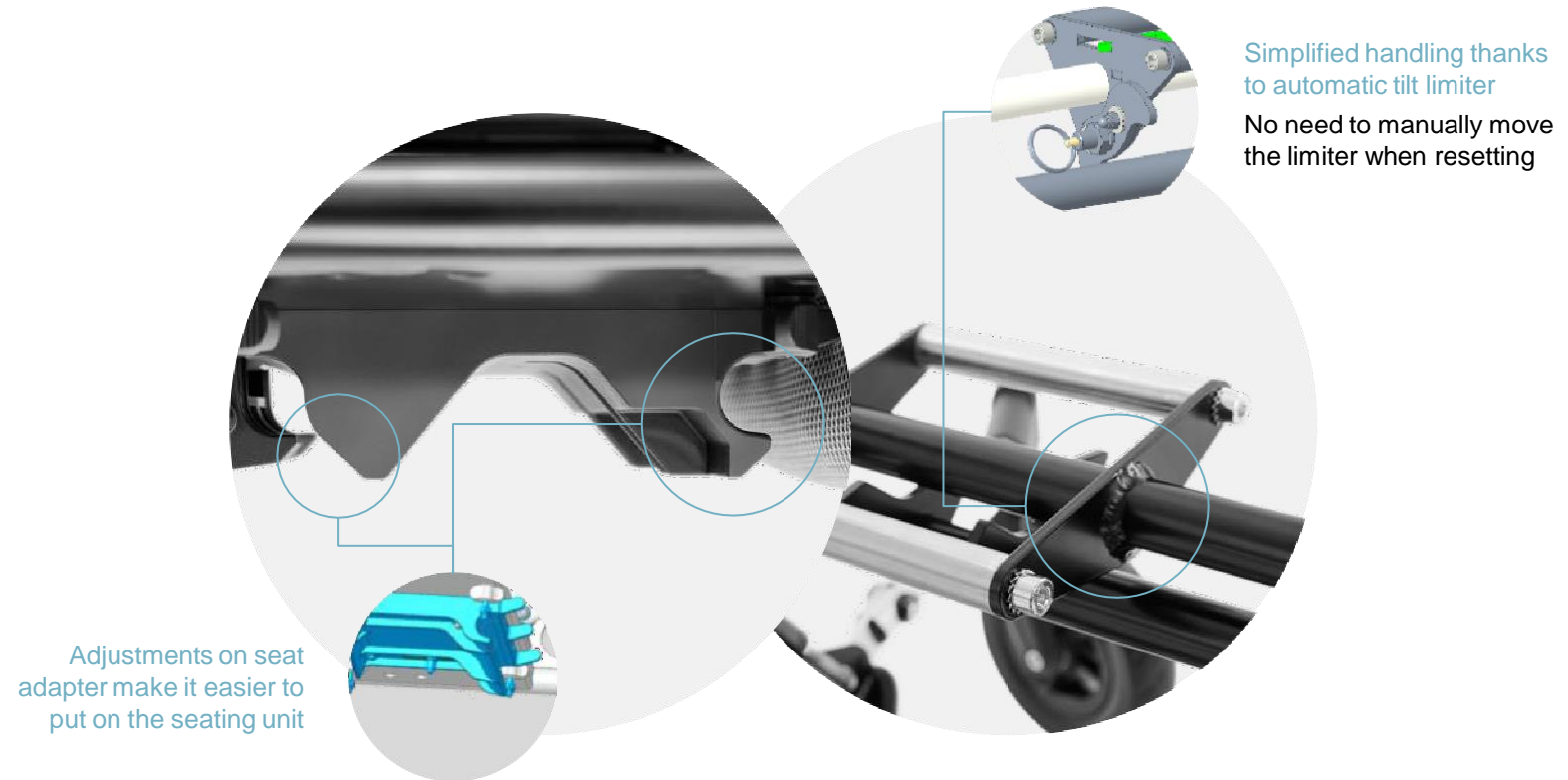
More storage space and more open design

Cross tube and various rivet joints omitted, storage basket offers ample space

What has changed?

Old vs. New – seat adapter

ottobock.




Other useful information

Change the line of vision

ottobock.

The seating unit may face in one of two directions when mounted on the outdoor mobility base: in the direction of travel (D) or against the direction of travel (E).



What has changed?

New inlays for more individuality

ottobock.

Seating unit in grey/grey blend + inlays in bright colours

The padding in a grey/grey blend can be pepped up with inlays in pink, blue and green or complemented with discreet grey inlays.

Cutting patterns for custom inlays

If the available colours don't suit individual tastes, no problem – DIY instructions and cutting patterns are available for custom inlays!

Enhanced functionality

The new inlays can be easily removed and washed. They also grow along with the child.



What has changed?

Reflective colour accents

ottobock.

Kimba now more customisable

Thanks to reflective stickers, the Kimba is not only adaptable to individual tastes; it's now safer as well. The colour accents are available in the respective padding colours.

The Kimba will be available in three variants:

1. With colour accents = Sporty
2. With colour accents = Classic
3. Without colour accents = Basic



Product Details

Product details

Technical Data

ottobock.

Kimba seating unit 470G71=5_AA02_C		
	Size 1 (Mini options)	Size 2
Age	1–6 years	4–10 years
Back support height	410–610 mm	560–700 mm
Back support height, shortened	315–455 mm	390–560 mm
Seat depth	190–310 mm (140 mm)	240–400 mm
Seat width	200–300 mm (152 mm)	260–350 mm
Lower leg length	190–310 mm	200–370 mm
Lower leg length, shortened ¹⁾	120–190 mm	-
Maximum user weight	40 ²⁾ kg	40 kg
Total weight	7 kg (7,5 kg)	8 kg (9,5 kg)
Back support angle	80° – 180°	
Arm support	180 x 36 mm	
Arm support height	150 – 185 mm	
Folding size (LxWxH)	580 x 370 x 420 mm	590 x 430 x 580 mm

¹⁾ Only for size 1

²⁾ The maximum load is decreased to **35 kg** with the "Adjustable foot support for short lower leg lengths" option.

³⁾ In the driving direction

Kimba outdoor mobility base 470G71=5_AA03_C		
	Size 1	Size 2
Max. load ²⁾	55 kg	
Total weight	10.5 kg	11.5 kg
Seat tilt	-10° – +40°	
Push handle height	710–1,160 mm	
Wheel diameter front/rear	170/280 mm	
Push handle height	710/1,160 mm	710/1,160 mm
Overall width	595 mm	665 mm
Folding size without seat (LxWxH)	790 x 595 x 460 mm	790 x 665 x 460 mm
Folding size with seat ³⁾ (LxWxH)	900 x 595 x 530 mm	970 x 665 x 590 mm
Storage space volume	32.5 l NEW	
Storage space max. load	NEW	15 kg

Product details

Retrofit kit

ottobock.

During the facelift, the handling was improved by making extensive changes to the tilt mechanism and seat adapter. Two retrofit kits are available for the old seat and the old outdoor mobility base to ensure that the old and new Kimba models are still compatible.





Thankyou