



# SCOOTER RANGE

aspire for...

Comfort

Mobility

Independence



[www.aspiremobilityscooters.com.au](http://www.aspiremobilityscooters.com.au)  
1300 133 120





HS520 Shown in Image

# ASPIRE SCOOTER RANGE



HS268  
SMALL  
FOLDING



SUPALITE  
SMALL  
PULL APART



SONIC  
SMALL  
PULL APART



GT  
MIDI



HS520  
MIDI



HS559  
MIDI



HS589  
MIDI



HS828  
LARGE



PURSUIT  
LARGE



HS898  
LARGE



HS928  
MAXI



RANGERIDER  
MAXI

# HS268



## SMALL FOLDING

*This compact four wheel mobility scooter is easily transported or stored!*

Great mobility scooter for smaller, quick trips such as getting around the local shopping mall. As it folds down, the scooter can be stored easily and assembled quickly when needed, making sure you look great on the streets!

### FEATURES & BENEFITS

- Manual Folding via Hand Lever
- LED Headlights and Brakelights
- Intuitive User Control Interface
- Approved for Air Travel
- Electro Mechanical Brakes
- Fast Charging Lithium Ion Battery

**1 YEAR WARRANTY\***



Available in WHITE



S.W.L  
115kg

# SUPALITE



## SMALL PULL-APART

*Every day is a new adventure with the Aspire Boot Scooter Supalite.*

An exceptionally stable and manoeuvrable 4-wheel travel scooter. Benefiting from a class-leading, ultra-lightweight design and the ability to be disassembled into lightweight pieces to travel anywhere, the Boot Scooter Supalite keeps up with your active lifestyle!

### FEATURES & BENEFITS

- Disassembles into 6 lightweight pieces
- Compact, Foldable Seat with Armrests
- Easy-to-Grip Tiller Adjustment Knob
- Stable Front Frame-mounted Seat Post
- Front Convenience Basket
- Deluxe Tiller with USB Charger
- Cup Holder

**2 YEARS WARRANTY\***



Available in WHITE



S.W.L  
120kg

OVERALL LENGTH (mm)	OVERALL WIDTH X HEIGHT (mm)	SEAT WIDTH (mm)	FRONT/REAR WHEEL SIZE (inch)	MAX SPEED (km/h)	GROUND CLEARANCE (mm)	TURNING RADIUS (mm)	TRAVEL RANGE (km)	BATTERY SIZE (V)	PRODUCT WEIGHT incl. batteries (kg)

<b>SCT671135</b> WHITE	950 775 Folded	500 x 960 495 x 510 Folded	420	8/8	8	43	1120	20	1 x 12V 11.6AH (Lithium Ion)	30.6
---------------------------	----------------------	----------------------------------	-----	-----	---	----	------	----	------------------------------------	------

OVERALL LENGTH (mm)	OVERALL WIDTH X HEIGHT (mm)	SEAT WIDTH (mm)	FRONT/REAR WHEEL SIZE (inch)	MAX SPEED (km/h)	GROUND CLEARANCE (mm)	TURNING RADIUS (mm)	TRAVEL RANGE (km)	BATTERY SIZE (V)	PRODUCT WEIGHT incl. batteries (kg)

<b>SCT670616</b> WHITE	1022	480 x 880	440	8/8	6.5	32	1385	18.5	1 x 24V 12 AH (Lithium Ion)	34
---------------------------	------	-----------	-----	-----	-----	----	------	------	-----------------------------------	----

\* Scooter Frame 1 Year | Motors/Axles/Brakes 1 Years | Battery 6 Months

\* Scooter Frame/Motors/Axles/Brakes 2 Years | Battery 6 Months

# SONIC



## SMALL PULL-APART

*With its compact size, the Sonic is the perfect choice for your on-the-go lifestyle.*

This portable and durable scooter quickly dismantles into five lightweight pieces for easy transport and storage, no tools required!

### FEATURES & BENEFITS

- Disassembles into 5 Lightweight Pieces
- Portable and Durable
- Puncture-Proof Tyres
- LED Headlights and Brakelights
- Detachable Battery Pack
- Easy Access Battery Compartment
- Angle Adjustable Delta Tiller

2 YEARS WARRANTY\*

Available in RED



S.W.L  
136kg

# GT



## MIDI

*Be free to go where you want to go!*

The GT offers full advanced suspension for a smooth, comfortable ride over varied terrain. Front and rear LED lighting illuminates your path and the adjustable delta tiller allows for easy, one-handed operation. Experience the GT feeling for yourself!

### FEATURES & BENEFITS

- Four Wheel Advanced Suspension for a Smooth Ride
- Front and Rear LED Lighting
- Directional Indicators
- Deluxe Tiller with USB Charger
- Cup Holder

2 YEARS WARRANTY\*

Available in RED



S.W.L  
159kg

OVERALL LENGTH (mm)	OVERALL WIDTH X HEIGHT (mm)	SEAT WIDTH (mm)	FRONT/REAR WHEEL SIZE (inch)	MAX SPEED (km/h)	GROUND CLEARANCE (mm)	TURNING RADIUS (mm)	TRAVEL RANGE (km)	BATTERY SIZE (V)	PRODUCT WEIGHT incl. batteries (kg)

<b>SCT670665 RED</b>	1040	495 x 925	480	8/9	6.8	65	1100	20	2 x 12V 20AH	52
----------------------	------	-----------	-----	-----	-----	----	------	----	--------------	----

OVERALL LENGTH (mm)	OVERALL WIDTH X HEIGHT (mm)	SEAT WIDTH (mm)	FRONT/REAR WHEEL SIZE (inch)	MAX SPEED (km/h)	GROUND CLEARANCE (mm)	TURNING RADIUS (mm)	TRAVEL RANGE (km)	BATTERY SIZE (V)	PRODUCT WEIGHT incl. batteries (kg)

<b>SCT670670 RED</b>	1200	605 x 900	480	9/10	10	80	1200	30	2 x 12V 35AH	103
----------------------	------	-----------	-----	------	----	----	------	----	--------------	-----

\* Scooter Frame/Motors/Axles/Brakes 2 Years | Battery 6 Months

\* Scooter Frame/Motors/Axles/Brakes 2 Years | Battery 6 Months

# HS520



MIDI

*The ideal Mid-Size four wheel mobility scooter!*

The HS520 delivers performance with sporty styling. With standard features like a deluxe seat, full suspension and LED Headlights, it will keep you moving.

### FEATURES & BENEFITS

- Sleek, Sporty Design
- Stylish Mag Wheels
- LED Headlights and Brakelights
- Front and Rear Wheel Suspension
- Rearview Mirror
- Adjustable Swing Away Armrests
- Electro Mechanical Brakes

3 YEARS WARRANTY\*

Available in  
WHITE



S.W.L  
136kg

# HS559



MIDI

*A very popular deluxe Mid-Size four wheel mobility scooter.*

A robust mobility scooter with a modern style and very long travel range encourages users to independently go about their day with ease and in comfort.

### FEATURES & BENEFITS

- Robust Design with a Large Travel Range
- LED Headlights and Brakelights
- Front and Rear Wheel Suspension
- Rearview Mirror
- Adjustable Swing Away Armrests
- Electro Mechanical Brakes

3 YEARS WARRANTY\*

Available in  
RED



S.W.L  
159kg

OVERALL LENGTH (mm)	OVERALL WIDTH X HEIGHT (mm)	SEAT WIDTH (mm)	FRONT/REAR WHEEL SIZE (inch)	MAX SPEED (km/h)	GROUND CLEARANCE (mm)	TURNING RADIUS (mm)	TRAVEL RANGE (km)	BATTERY SIZE (V)	PRODUCT WEIGHT incl. batteries (kg)

<b>SCT671210</b> WHITE	1200	640 x 1155	465	11/11	10	65	1400	39	2 x 12V 50AH	94
---------------------------	------	------------	-----	-------	----	----	------	----	--------------	----

OVERALL LENGTH (mm)	OVERALL WIDTH X HEIGHT (mm)	SEAT WIDTH (mm)	FRONT/REAR WHEEL SIZE (inch)	MAX SPEED (km/h)	GROUND CLEARANCE (mm)	TURNING RADIUS (mm)	TRAVEL RANGE (km)	BATTERY SIZE (V)	PRODUCT WEIGHT incl. batteries (kg)

<b>SCT671240</b> RED	1200	625 x 1190	455	11/11	10	80	1500	42.5	2 x 12V 50AH	101
-------------------------	------	------------	-----	-------	----	----	------	------	--------------	-----

\* Scooter Frame 3 Years | Motors/Axles/Brakes 18 Months | Battery 6 Months

\* Scooter Frame 3 Years | Motors/Axles/Brakes 18 Months | Battery 6 Months

# HS589



MIDI

*A Mid-Size four wheel mobility scooter that's perfect for use outdoors!*

This scooter combines a classic design with smooth, quiet operation as well as the power, travel range and stability needed for outdoor use over varying terrains.

### FEATURES & BENEFITS

- Large 40km Travel Range
- LED Headlights and Brakelights
- Front and Rear Wheel Suspension
- Rearview Mirror
- Adjustable Swing Away Armrests
- Electro Mechanical Brakes

3 YEARS WARRANTY\*

Available in RED



BLUE



S.W.L 135kg

# HS828



LARGE

*A Large scooter with sporty styling and performance to match.*

Featuring LED headlights and LCD display with dual side mirrors for that sporty look and performance. A sturdy weight capacity of 160kg and comfortable and adjustable captain's seat with adjustable tiller.

### FEATURES & BENEFITS

- Digital User Interface
- Stylish Mag Wheels
- Front and Rear Wheel Suspension
- LED Daytime Running Headlights, plus Brakelights and Indicators
- Dual Rearview Mirrors
- Adjustable Swing Away Armrests
- Electro Mechanical Brakes

3 YEARS WARRANTY\*

Available in RED



S.W.L 160kg

OVERALL LENGTH (mm)	OVERALL WIDTH X HEIGHT (mm)	SEAT WIDTH (mm)	FRONT/REAR WHEEL SIZE (inch)	MAX SPEED (km/h)	GROUND CLEARANCE (mm)	TURNING RADIUS (mm)	TRAVEL RANGE (km)	BATTERY SIZE (V)	PRODUCT WEIGHT incl. batteries (kg)

SCT671260 BLUE SCT671270 RED	1290	625 x 1150	455	11/11	10	87	1565	40	2 X 12V 50AH	98
---------------------------------	------	------------	-----	-------	----	----	------	----	--------------	----

OVERALL LENGTH (mm)	OVERALL WIDTH X HEIGHT (mm)	SEAT WIDTH (mm)	FRONT/REAR WHEEL SIZE (inch)	MAX SPEED (km/h)	GROUND CLEARANCE (mm)	TURNING RADIUS (mm)	TRAVEL RANGE (km)	BATTERY SIZE (V)	PRODUCT WEIGHT incl. batteries (kg)

SCT671285 RED	1400	680 x 1325	515	12/12	10	90	1660	27	2 x 12V 75AH	124
---------------	------	------------	-----	-------	----	----	------	----	--------------	-----

\* Scooter Frame 3 Years | Motors/Axles/Brakes 18 Months | Battery 6 Months

\* Scooter Frame 3 Years | Motors/Axles/Brakes 18 Months | Battery 6 Months

# PURSUIT



LARGE

Get superior performance with the Pathrider 130XL Pursuit.

Front and rear suspension combine with large 33 cm (13") wheels to handle rugged outdoor terrain. The easy-drive delta tiller allows for simple, one handed operation and LED lighting package enhances visibility for a safe and smooth ride.

### FEATURES & BENEFITS

- High Performance, Sleek and Sporty
- Large 13" Pneumatic Tyres
- LED Headlights, Brakelights and Indicators
- Armrests Head Rest and Lumbar Support
- Rugged Front and Rear Suspension

2 YEARS WARRANTY\*

Available in RED



S.W.L 159kg

# HS898



LARGE

A deluxe heavy duty mobility scooter with hill climbing performance!

Allows for mobility over challenging terrain. Heavy Duty weight capacity of 181kg, along with a comfortable captain's seat with angle adjustable back support, depth and swivel adjustment on the seat base and angle adjustable tiller.

### FEATURES & BENEFITS

- Heavy Duty Hill Climber
- Stylish Mag Wheels
- LED Headlights, Brakelights and Indicators
- Front and Rear Wheel Suspension
- Dual Rearview Mirrors
- Adjustable Swing Away Armrests
- Electro Mechanical Brakes

3 YEARS WARRANTY\*

Available in BLACK



BLUE



S.W.L 181kg

OVERALL LENGTH (mm)	OVERALL WIDTH X HEIGHT (mm)	SEAT WIDTH (mm)	FRONT/REAR WHEEL SIZE (inch)	MAX SPEED (km/h)	GROUND CLEARANCE (mm)	TURNING RADIUS (mm)	TRAVEL RANGE (km)	BATTERY SIZE (V)	PRODUCT WEIGHT incl. batteries (kg)

<b>SCT670571 RED</b>	1360	635 x 1300	480	13/13	10	97	1700	25	2 x 12V 55AH	91
----------------------	------	------------	-----	-------	----	----	------	----	--------------	----

OVERALL LENGTH (mm)	OVERALL WIDTH X HEIGHT (mm)	SEAT WIDTH (mm)	FRONT/REAR WHEEL SIZE (inch)	MAX SPEED (km/h)	GROUND CLEARANCE (mm)	TURNING RADIUS (mm)	TRAVEL RANGE (km)	BATTERY SIZE (V)	PRODUCT WEIGHT incl. batteries (kg)

<b>SCT671290 BLACK SCT671300 BLUE</b>	1440	720 x 1360	520	13/13	10	100	1600	40	2 x 12V 75AH	143
---	------	------------	-----	-------	----	-----	------	----	--------------	-----

\* Scooter Frame/Motors/Axles/Brakes 2 Years | Battery 6 Months

\* Scooter Frame 3 Years | Motors/Axles/Brakes 18 Months | Battery 6 Months

# HS928



MAXI

*A robust MAXI class scooter that really will go the distance!*

This heavy duty scooter is ideal for larger users and for traveling longer distances with a travel range up to 50km! The sporty style and numerous safety features ensures it is both comfortable and safe, and a real eye catcher.

### FEATURES & BENEFITS

- Maxi Size for Larger Users
- Stylish Mag Wheels
- LED Headlights and Brakelights
- Front and Rear Wheel Suspension
- Dual Rearview Mirrors
- Adjustable Swing Away Armrests
- Electro Mechanical Brakes

3 YEARS WARRANTY\*

Available in SILVER



S.W.L 226kg

# RANGERIDER



MAXI

*Rugged and built to last, the Rangerider is everything you want in an outdoor scooter!*

Equipped with front and rear suspension, this rear wheel drive scooter is designed for cruising on walking trails or exploring your property. Enjoy total visibility with complete LED lighting. With a user-friendly console and dual hydraulic brakes for added safety, the Rangerider is the perfect way to embrace life in the great outdoors!

### FEATURES & BENEFITS

- Limited Recline, Black vinyl, High-Back Seat with Lumbar Support
- Pillow-top headrest
- Flip-up height and angle adjustable armrests
- CTS Suspension with Adjustable Shock Absorbers
- Reversing Sensors with LED Light
- Dual Hydraulic Brakes

2 YEARS WARRANTY\*

Available in STONE GREY



S.W.L 159kg

OVERALL LENGTH (mm)	OVERALL WIDTH X HEIGHT (mm)	SEAT WIDTH (mm)	FRONT/REAR WHEEL SIZE (inch)	MAX SPEED (km/h)	GROUND CLEARANCE (mm)	TURNING RADIUS (mm)	TRAVEL RANGE (km)	BATTERY SIZE (V)	PRODUCT WEIGHT incl. batteries (kg)

<b>SCT671310 SILVER</b>	1600	720 x 1280	560	15/15	10	110	1860	50	2 x 12V 100AH	178
-------------------------	------	------------	-----	-------	----	-----	------	----	---------------	-----

OVERALL LENGTH (mm)	OVERALL WIDTH X HEIGHT (mm)	SEAT WIDTH (mm)	FRONT/REAR WHEEL SIZE (inch)	MAX SPEED (km/h)	GROUND CLEARANCE (mm)	TURNING RADIUS (mm)	TRAVEL RANGE (km)	BATTERY SIZE (V)	PRODUCT WEIGHT incl. batteries (kg)


<b>SCT670581 STONE GREY</b>	1560	830 x 1300	560	14.5/14.5	10	140	2430	30	2 x 24V 100AH	180
-----------------------------	------	------------	-----	-----------	----	-----	------	----	---------------	-----

\* Scooter Frame 3 Years | Motors/Axles/Brakes 18 Months | Battery 6 Months

\* Scooter Frame/Motors/Axles/Brakes 2 Years | Battery 6 Months



# ACCESSORIES




## OXYGEN TANK HOLDER

SCA668600

SCA668330

- |         |         |             |
|---------|---------|-------------|
| • HS268 | • HS828 | • Superlite |
| • HS520 | • HS898 | • Sonic     |
| • HS559 | • HS928 | • GT        |
| • HS589 |         | • Pathrider |



## CANE HOLDER

SCA668610

SCA668230

- |         |         |             |
|---------|---------|-------------|
| • HS268 | • HS828 | • Superlite |
| • HS520 | • HS898 | • Sonic     |
| • HS559 | • HS928 | • GT        |
| • HS589 |         | • Pathrider |




## CRUTCH HOLDER

SCA668620

SCA668390

- |         |         |             |
|---------|---------|-------------|
| • HS268 | • HS828 | • Superlite |
| • HS520 | • HS898 | • Sonic     |
| • HS559 | • HS928 | • GT        |
| • HS589 |         | • Pathrider |



## SUN SHADE CANOPY

SCA668650

SCA668380

- |         |         |             |
|---------|---------|-------------|
| • HS268 | • HS828 | • Superlite |
| • HS520 | • HS898 | • Sonic     |
| • HS559 | • HS928 | • GT        |
| • HS589 |         | • Pathrider |



## REAR SHOPPING BAG

SCA668630

SCA668340

- |         |         |             |
|---------|---------|-------------|
| • HS268 | • HS828 | • Superlite |
| • HS520 | • HS898 | • Sonic     |
| • HS559 | • HS928 | • GT        |
| • HS589 |         | • Pathrider |



## SCOOTER FLAG

SCA668640

SCA668370

- |         |         |             |
|---------|---------|-------------|
| • HS268 | • HS828 | • Superlite |
| • HS520 | • HS898 | • Sonic     |
| • HS559 | • HS928 | • GT        |
| • HS589 |         | • Pathrider |



## CUPHOLDER

SCA668170

- |             |             |
|-------------|-------------|
| • Superlite | • GT        |
| • Sonic     | • Pathrider |



## DUST COVER

CA668210

- |             |             |
|-------------|-------------|
| • Superlite | • GT        |
| • Sonic     | • Pathrider |



## REAR BUCKET

SCA668180

- |             |             |
|-------------|-------------|
| • Superlite | • GT        |
| • Sonic     | • Pathrider |

### Copyright ©

Aidacare Pty Ltd 2021 Version 1.0

No part of this catalogue may be copied, distributed, reproduced, scanned or stored on any electronic database, whether in whole or in part in any form or by any means.

### DISCLAIMER

Due care has been taken to ensure all the information contained in this catalogue is correct at the time of printing. All measurements, pictures, colours and weight capacities are to be used as a guide only. Our suppliers reserve the right to modify the design or appearance of any product displayed in this catalogue without prior notice.