

spex® | Wonderseat®



Designed and
manufactured by **medifab®**

Paediatric seating for the Bingo OT

spex® Wonderseat®

A breakthrough in rehabilitative stroller seating



Introducing the latest innovation from the designers of the revolutionary Spex® seating system – the Spex Wonderseat. Spex clinical seating technology as developed originally for wheelchairs is now available with one of the world's leading rehabilitation strollers, the Bingo OT.

A special edition of Spex seating has been carefully developed so therapists can now provide more comfort and superior positioning for young children with complex seating needs with the freedom of a stroller rather than a wheelchair.

The Spex Wonderseat provides a solution for paediatrics that's never been seen before. For children with positioning needs where a stroller is the preferred option for the family, the Spex Wonderseat provides an optimum seating support designed to accommodate even the most challenging requirements!



Create clinical solutions with Spex cushion and back support system



ALLOWANCE FOR HIP/THIGH FLEXION AND PRE-ISCIAL SUPPORT

A good pelvic foundation is paramount to assist in slowing, or even preventing pelvic and spinal asymmetries. Therefore, the cushion adjusts to correct or accommodate the child's pelvic and thigh needs.



SPEX POSITIONING CUSHION BASE

Strategic positioning pads can be added or removed from underneath the cushion to allow for different contours and shapes. This way we can meet the client's posture requirements present today; and readjust them in the future.



PELVIC OBLIQUITY BUILD-UP

Pelvic obliquity build-up can be achieved and easily adjusted on the cushion ischial well. Its adjustable pre-ischial area can be conformed on-the-spot for greater or lesser anti-thrust needs.



CREATE INSTANT SHAPE

Back support shaping allows for accommodation or correction of trunk spinal deformities, that will ultimately be supported through multi-adjustable lateral supports and anterior chest harnesses.



SPEX CONTOURING SYSTEM


Pockets behind the back-foam inner create a modular and adjustable solution for changing the contour to suit different user shapes and posture needs.



ASYMMETRICAL CONTOURING

Back support adjustable shaping can be easily adapted to meet common spinal deformities, such as Scoliosis, Lordosis, Kyphosis.

Rehabilitative care improves with innovative Spex seating



AXIAL PELVIC SUPPORTS

Multi-adjustable pelvic supports can orientate in width and angle for optimum pelvic control. These pads are mounted to the quick-release hardware meaning transfers are easy.




SPEX BACK SUPPORT

Comfortable pressure-reducing back support with contouring cell system to permit a personal contour for bony prominences, scoliosis and other asymmetrical back postures.



SPEX SUPERHIGH CUSHION

Specially designed for a young child who has moderate to high positioning requirements. Spex Superhigh offers optimal adduction and abduction contours to effectively position the pelvis and legs. Spex positioning technology allows further adjustment for pelvic obliquity, hip flexion and other clinical requirements.



AXIAL LATERAL TRUNK SUPPORTS

Comfortable lateral supports that are width, depth and multiple angle adjustable. Patented mechanically rotational system allows the lateral pad to rotate to correctly align to the user's trunk. Swing-away hardware make it easy for carers to transfer the child in and out.



FOREARM SUPPORTS

Comfortable, padded forearm supports on quick-release hardware make transfers easy for the carers.

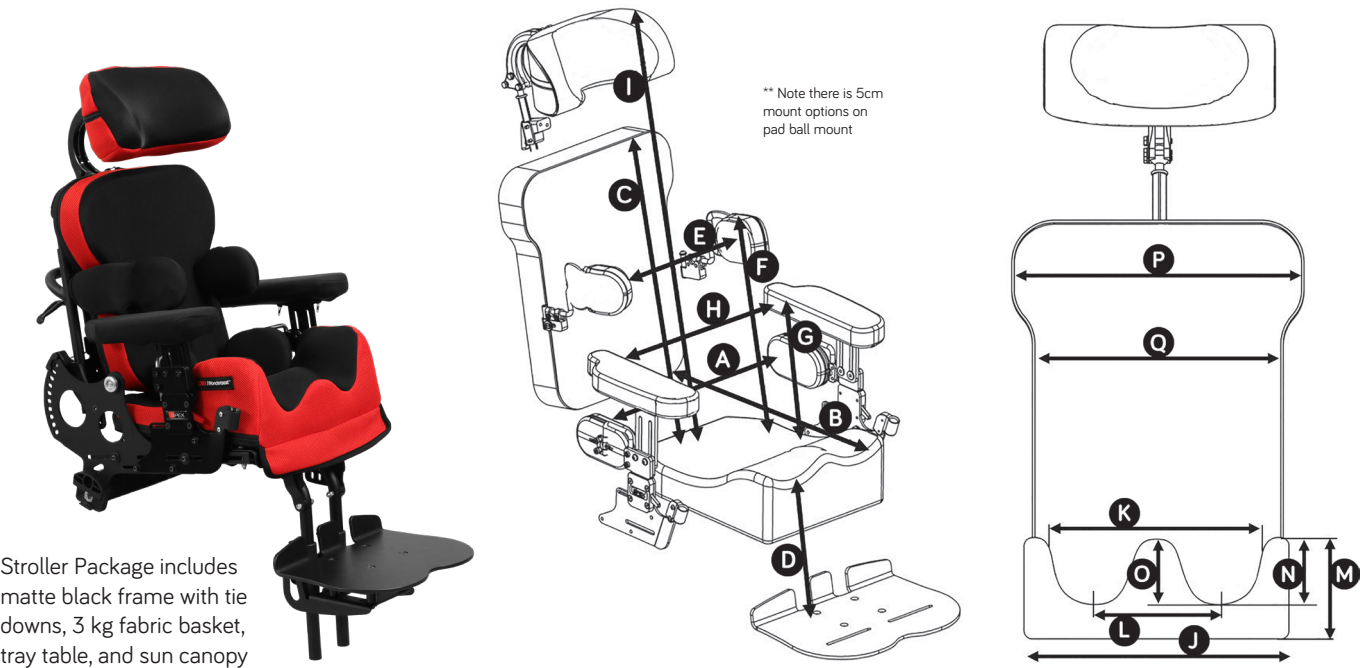


FEET POSITIONING SANDALS

Straps can be fixed in a variety of ways to achieve the most appropriate support for each child. Independently adjustable to exactly accommodate the optimum foot position.

User measurements

Bingo Stroller Size		Size 1		Size 2	
Bingo Stroller Order Code, Price		2885-0031-032		2885-0032-032	
Seating specs	A Hip width	17-28cm (6.5-11")		22-33cm (8.5-13")	
	B Seat depth	18-23cm (7-9") 1.1 Cushion	23-30cm (9-12") 1.2 Cushion	23-33cm (9-13") 2.1 Cushion	28-38cm (11-15") 2.2 Cushion
	C Back height	36-44cm (14-17")		40-48cm (16-19")	
	D Lower leg length*	25-40cm (10-16")		25-45cm (10-18")	
	E Trunk lateral width	12-28cm (5-11")		15-30cm (6-12")	
	F Trunk lateral height	15-34cm (6-13.5")		17-40cm (6.5-16")	
	G Arm support height	15-22cm (6-8.5")		15-22cm (6-8.5")	
	H Internal arm support width	20-32cm (8-13")		28-38cm (11-15")	
	I Head support height	45-65cm (18-25.5")		50-70cm (20-28")	
	J Cushion total width	33cm (13") Size 1.1	33cm (13") Size 1.2	38cm (15") Size 2.1	38cm (15") Size 2.2
	K Internal cushion width	23cm (9") Size 1.1	28cm (11") Size 1.2	28cm (11") Size 2.1	33cm (13") Size 2.2
	L Centre of thigh contours	15cm (6") Size 1.1	17cm (6.5") Size 1.2	18cm (7") Size 2.1	20cm (8") Size 2.2
	M Cushion side height	14cm (5.5")		14cm (5.5")	
	N Thigh contour height	9cm (3.5")		9cm (3.5")	
	O Abductor contour height	5cm (2")		5cm (2")	
	P Back cushion width	33cm (13")		38cm (15")	
	Q Trunk cushion width	26cm (10")		30cm (12")	
Stroller specs	Frame seat depth capacity	18-30cm (7-12")		20-38cm (8-15")	
	Frame back height capacity	36-46cm (14-18")		41-55cm (16-22")	
	Backrest recline angle	90-160°			
	Height of push bar	75-110cm (29.5-43")			
	Overall frame width	63cm (25")		68cm (27")	
	Max load of seat unit	50kg (110lb) (body weight including other load)			
	Base frame capacity	60kg (132lb)			



Adjustable seating - adjustable stroller



Cobra height-adjustable indoor base. The seat easily transfers into the Cobra for feeding and activity times. Tilt setting can still be adjusted.



Seat in forward facing direction.



Seat in rear facing direction.

Superior comfort and style!

With a wide range of coloured seating options to choose from, the Spex Wondeseat offers a colour to suit any style. Stand out from the crowd in with our Chilli red or look pretty in pink with the Calypso.



OCEAN



MANGO



GRANITE



CHILLI



CALYPSO

Spex Wonderseat for Bingo OT stroller

A smart-looking stroller that enables parents to take their child outside and explore! (A sun canopy is included in the package.)



Adjustable recline, seat tilt & elevating footplate.



COMFI HEAD SUPPORT

Ultimate comfort and positioning for the head with inbuilt lateral and occipital support. 2 styles available: standard lateral and extended lateral (shown).



Adjustable suspension system.

WONDERSEAT TECHNOLOGY	BINGO OT		
<ul style="list-style-type: none"> • Spex cushion • Spex back support • Axial lateral supports • Forearm supports 	<ul style="list-style-type: none"> • Bingo OT mobility base in matte black • Open footrest platform • Tray table 	<ul style="list-style-type: none"> • Elevating legrest allowing for contractures 85°-160° • Sun canopy 	<ul style="list-style-type: none"> • Basket • Transport tie-downs
OPTIONS	<ul style="list-style-type: none"> • Hip belt positioning • Shoulder harnesses • Comfi head supports 	<ul style="list-style-type: none"> • Oxygen bottle holder • IV pole • Weather gear 	<ul style="list-style-type: none"> • Ventilator tray for respiratory equipment • Feet sandals • Height-adjustable indoor base • Axial Pelvic Supports



Manufactured by Medifab Ltd

32 Detroit Drive
Rolleston 7675
New Zealand

+64 3 307 9790

solutions@medifab.com

spexseating.com



US	REP	EC	REP
Medicept 200 Homer Ave, Ashland MA 01721, United States Tel: +1-508-231-8842		BEO MedConsulting Berlin GmbH Helmholtzstr. 2 D-10587 Berlin, Germany Tel: +49-30-318045-30	



Brochure: Wonderseat_20190506